



BUDGETORY MIS

budgetoryjodhpur.wheelc



JODHPUR DIVISION N.W.Railway



Welcome to Jodhpur Division - NWR

Please enter your Username & Password to
Login!

Username

Password

Login

BUDGETARY MIS: JODHPUR DIVISION

Managerial Information System facilitate information related to budget & expenditure on real time basis;

- ✓ demand wise
- ✓ head wise
- ✓ pu wise
- ✓ Allocation wise
- ✓ Capital/Plan Head wise
- ◆ Source wise
- ✓ Bill Passing Information



Main/Login Window

<http://budgetoryjodhpur.wheelchairjodhpur.com/> can be browsed for main window/login window.



Budget MIS

Menu ▲

Revenue ▼

Capital ▼


Bill Status ▼





Budget MIS


Menu

Revenue

 Demand Wise

 Minor Head Wise

 PU Wise

 Allocation Wise

Capital

Bill Status



99%



3:15 pm

budgetoryjodhpur.wheelc



Budget MIS

Menu



Revenue



Capital



All Detail Capital

Plan & Source Wise Capital

Bill Status






Budget MIS

Menu ▲

Revenue ▼

Capital ▼

Bill Status ▼

 All Bills

DEMAND WISE

Current Filter : For Month 'Mar-2015'

Figures in thousand

Demand	RG	BP	AE	AEPre
03	357040.00	357040.00	327614.42	36275
04	1185429.00	1185429.00	1028308.27	10434
05	831508.00	831508.00	648360.69	49456
06	425899.00	425899.00	391659.46	36069
07	385145.00	385145.00	303632.37	28725
08	838470.00	838470.00	754255.05	73588
09	1223591.89	1223591.89	1057287.03	10498
10	2310235.00	2310235.00	1992677.61	21117
11	363829.00	363829.00	311256.95	29789
12	220374.00	220374.00	175768.29	15075
13	110387.00	110387.00	90371.75	87766

MINOR HEAD WISE

ToNet

Mar-2015

Enter Demand Number e.g. 03, 04 . .

04

GO

Current Filter : For Month 'Mar-2015' and Demand '04'

Figures in thousand

Head	RG	BP	AE	AEPreYear
100	80662.00	80662.00	75244.38	62494.45
200	812361.00	812361.00	697142.64	735574.09
300	31612.00	31612.00	25081.15	26369.64
400	156978.00	156978.00	136279.70	139094.08
500	58345.00	58345.00	50465.56	44937.07
600	43386.00	43386.00	43879.06	34621.24



Budget MIS

Menu

ALLOCATION WISE

ToNet

Mar-2015

Enter Allocation e.g. 0312001

0464015

GO

Current Filter : For Month 'Mar-2015' and Allocation '0464015'

Figures in thousand

Allocation	RG	BP	AE	AEPreYear	AEOverBF
0464015	55.00	55.00	90.20	13.81	35.20

ALL CAPITAL

Current Filter : All

PlanHead	Source	Pre Yr. Exp.	R Grant	A.E
16	CAP	91.00	250.00	0.00
16	DF-3	5554.00	31855.00	27676.00
16	DRF	356.00	3000.00	2723.00
17	CAP	0.00	0.00	0.00
17	DF-1	0.00	2700.00	2337.00
17	DRF	917.00	0.00	118.00
21	CAP	37848.00	0.00	9574.00
21	DRF	74635.00	0.00	1388.00
29	BSF	31790.00	30000.00	29004.00

Menu

PLAN & SOURCE WISE

Mar-2015

Enter Plan Head e.g. 16, 17 ...

42

GO

Current Filter : For Month'Mar-2015' and PlanHead '42'

PlanHead	Source	Pre Yr. Exp.	R Grant	A.E	% Utili
42	CAP	27584.00	0.00	1506.00	0.00
42	DRF	192.00	0.00	0.00	0.00
42	DF-1	0.00	0.00	0.00	0.00
42	DF-3	23159.00	6818.00	10507.00	154
Total		50935.00	6818.00	12013.00	

ALL BILLS

Enter Party Name or
Account Number

Current Filter :

Dated	PartyName	BankName	IFS
12/Mar/2015	ABHIMANYOU	AXIS BANK LTD,AXIS BANK LTD	UT
12/Mar/2015	AEN CITY JVNL PHALODI	SBBJ,BANIPARK, JAIPUR	SB
12/Mar/2015	AEN O AND M AVVN LTD DEGANA	SBBJ,DISTT. NAGAU - 341510	SB
12/Mar/2015	AEN O AND M JAIPUR VVNL SAMBHARLAKE	SBBJ,BANIPARK, JAIPUR	SB
12/Mar/2015	AEN O AND M JVNL BIDASAR.	SBBJ,BANIPARK, JAIPUR	SB
12/Mar/2015	AEN O AND M	SBBJ,BANIPARK, JAIPUR	SB

THANKS

Rupesh Singhvi
SrDFM/JU